


**WELCOME  
TO THE  
2022  
ANNUAL  
MEETING!**



**July 27-28, 2022  
Buffalo Thunder Resort  
Santa Fe, NM**

**Welcome!**



**Current IPANM Board President**

**Nick McClelland**

Manzano, LLC

Roswell, NM



# Keynote Address



**Daniel Turner**  
Founder  
Power The Future  
Washington, DC





**POWER THE FUTURE**

## Our Mission

---

Offering truth, facts, and research that will enrich the national conversation on energy.

**100%** of Americans like things made or made inexpensive from fossil fuels: food, water, electricity, heating, air conditioning, healthcare, clothing, or the internet.



*This is not a real statistic but would anyone argue it's wrong?  $\pm 0.05\%$*

# The Growing Divide



**POWER** ⚡ **THE FUTURE**

# Big Families

---

## The Ancient McMorris Tribe of Bergen County, NJ

# American Energy Ignorance



**Daniel Turner**  
@DanielTurnerPTF

“Hey hey. Ho ho. Fossil fuels have got to go!”

- smart phone
- plastic water bottle
- gortex jacket
- Lycra pants
- Signs painted with sharpies
- 1000 other things made from oil

This is why we don't let children make policy. Or vote.



**Danielle D'Souza Gill** @danielledsouzag · Mar 15, 2019

This is what's going on in nyc right now. Seems these guys are AOC's followers supporting the Green New Deal

[Show this thread](#)



0:36 975.5K views

9:48 AM · Mar 16, 2019 · Twitter for iPhone

View Tweet analytics

**8,833** Retweets **917** Quote Tweets **29.3K** Likes



# Believe in Science (?)

## International Team of Specialists Finds No End in Sight to 30-Year Cooling Trend in Northern Hemisphere

By WALTER SULLIVAN

An international team of specialists has concluded from eight indexes of climate that there is no end in sight to the cooling trend of the last 30 years, at least in the Northern Hemisphere.

In some, but not all cases, the data extend through last winter. They include sea surface temperatures in the north-central Pacific and north Atlantic, air temperatures at the surface and at various elevations as well as the extent of snow and ice cover at different seasons.

In almost all cases it has been found that the year-to-year variations in climate are far more marked than the long-term trend. The long-term trend often becomes evident only when data from a number of years are displayed.

The report, prepared by German, Japanese and American specialists, appears in the Dec. 15 issue of *Nature*, the British journal. The findings indicate that from 1950 to 1975 the cooling, per decade, of most climate indexes in the Northern Hemisphere was from 0.1 to 0.2 degrees

Celsius, roughly 0.2 to 0.4 degrees Fahrenheit.

Data from the Southern Hemisphere, particularly south of latitude 30 south, are so meager that reliable conclusions are not possible, the report says. The 30th parallel of south latitude passes through South Africa, Chile and southern Australia. The cooling trend seems to extend at least part way into the Southern Hemisphere but there have been indications of warming at high southern latitudes.

The various indexes were reported as follows:

• Average surface air temperatures recorded at 358 stations north of latitude 20 degrees south from 1951 to 1975 have been analyzed by Drs. R. Yamamoto and T. Iwashima of Kyoto University in Japan on regional and season bases. A general cooling is evident with "an intensive cooling episode" from 1961 to 1964.

• Generally similar trends are evident in temperatures of the lower 18,000 feet of the atmosphere as charted by Dr. Horst Dronia of the Weather Office in

Hannover, West Germany. For the period from 1969 to 1976, he has calculated, for 220 points in the Northern Hemisphere, the average temperature of the atmosphere from the separation between the pressure levels near the surface (at 1,000 millibars) and one high up (at 500 millibars). An increase in separation indicated expansion and hence warming. A decrease, for example, of 20 meters (66 feet) was taken to mean atmospheric shrinking, indicating a cooling in that case of 1 degree Celsius (almost 2 degrees Fahrenheit).

• Observations extending higher into the atmosphere confirmed the trend. The authors were Drs. J. K. Angell and J. Korshover of the National Oceanic and Atmospheric Administration Laboratories in Silver Spring, Md.

• North Pacific water temperatures compiled by the same agency's Marine Fisheries Service have been analyzed by Dr. Jerome Namias of the Scripps Institution of Oceanography at La Jolla, Calif. The original source was temperature readings of cooling water intake made

by ships at a rate of more than 20,000 a month. The data, plotted for 153 locations, show a gradual cooling broken by a sharp warming in 1967-68.

• A similar study based on data from weather ships in the North Atlantic has been done by Dr. Martin Rodewald, former head of the Oceanic Division of the German Weather Service. Since the seven American weather ships were withdrawn in 1973 only two have remained, but observations of a cooling trend have continued.

• A gradual increase in area of the northern circumpolar vortex, the massive flow of frigid air around the Arctic, has been recorded by Drs. Angell and Korshover. In 1976 its southern extent was the greatest in 10 years and last winter it was 1 percent larger than in any previous winter observed.


• Snow and ice cover in the Northern Hemisphere have varied greatly but there has been a net increase according to a satellite photograph analysis by Dr. George J. Kukla of Columbia University's

Lamont-Doherty Geological Observatory. This has been most marked in the spring when so highly reflective a cover returns much solar energy into space at a time of intense solar radiation.

• Arctic sea ice coverage, after increasing to 1972, has been shrinking.

The observations come at a time when a warming trend could have been expected from the increase of carbon dioxide

in the atmosphere due to extensive fuel burning. The gas inhibits the escape of solar heat from the earth. Dr. Kukla, in a telephone interview this week, said that the cause of the apparent cooling remained unknown and that no scientific attempt to predict whether the trend would continue was possible. Monitoring of the various indexes is continuing, he added.



THE VANCOUVER SUN, TUESDAY, FEBRUARY 20, 2001

## GLOBAL WARMING.

# Snows of Kilimanjaro to vanish by 2020

## Scientist predicts African icecap's demise due to global warming

By DAVID DERBYSHIRE

SAN FRANCISCO — The icecap of Mount Kilimanjaro one of the most famous landmarks of Africa, will have melted within 20 years because of global warming.

At least one third of the icefield

on the Tanzanian mountain has disappeared in the past 12 years. Since it was first mapped in 1912, 82 per cent has been lost.

"At this rate, all of the ice will be gone between 2010 and 2020," said Lonnie Thompson, a geologist at Ohio State University. "And that is probably a conserva-

tive estimate."

Thompson has conducted an aerial survey of the peak. He has also discovered that global warming was affecting the glaciers of the Andes. "These glaciers are very much like the canaries once used in coal mines," he told the American

Association for the Advancement of Science in San Francisco. "They are an indicator of massive changes taking place and a

## GOODBYE TO THE GLACIERS

The small alpine glaciers present today started forming about 7,000 years ago and reached their maximum in size and number around 1850, at the end of the Little Ice Age. They are now rapidly shrinking due to human-caused climate change. Computer models indicate the glaciers will all be gone by the year 2020.

Glacier National Park was named for the sculpting actions

## U.N. Predicts Disaster if Global Warming Not Checked

PETER JAMES SPIELMANN June 29, 1989

UNITED NATIONS (AP) — A senior U.N. environmental official says entire nations could be wiped off the face of the Earth by rising sea levels if the global warming trend is not reversed by the year 2000.

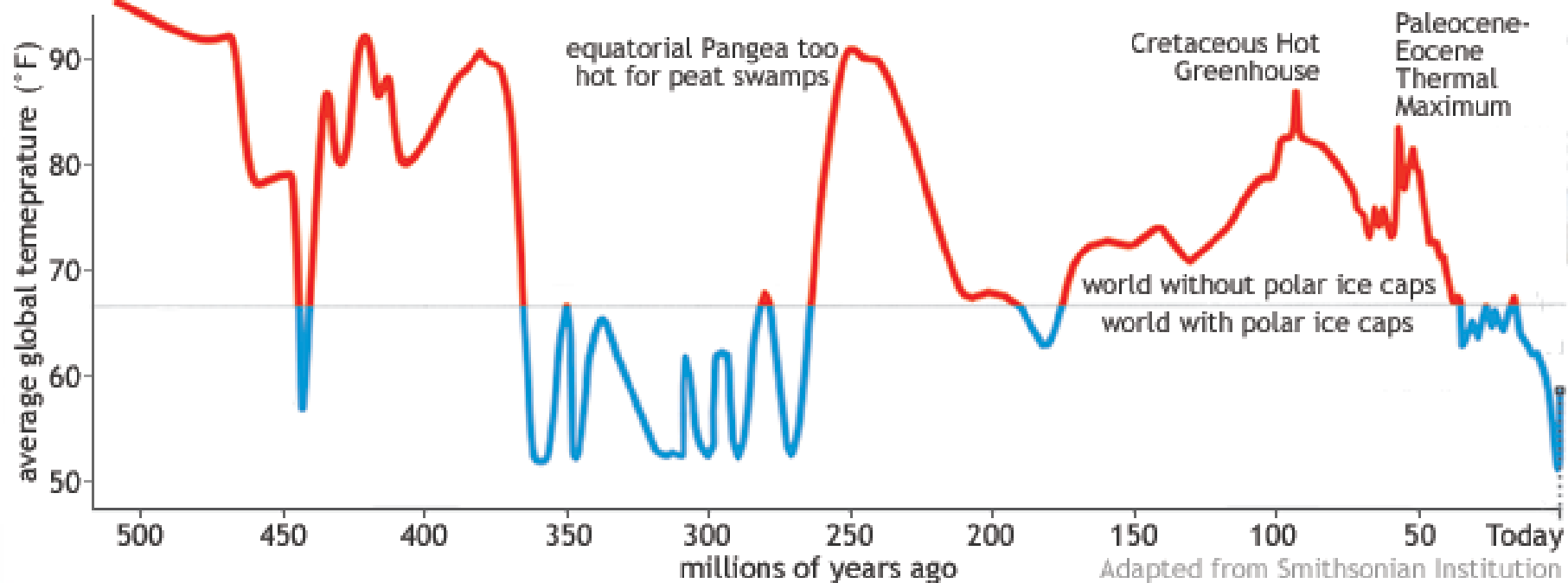
Coastal flooding and crop failures would create an exodus of "eco-refugees," threatening political chaos, said Noel Brown, director of the New York office of the U.N. Environment Program, or UNEP.

He said governments have a 10-year window of opportunity to solve the greenhouse effect

Believe  
in  
Science (?)

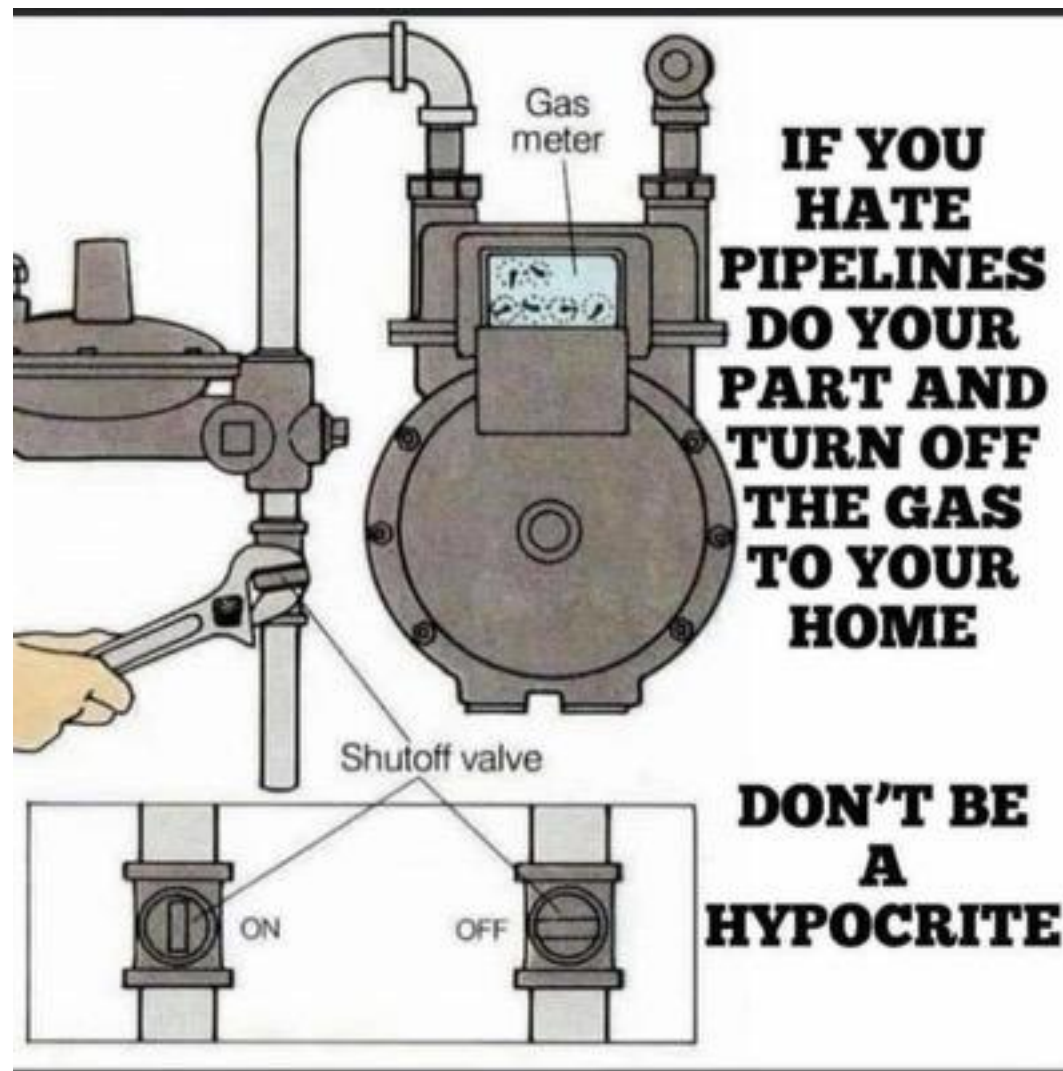
Of course, climate change IS real...

Estimated global temperature over the last 500 million years



Believe  
in  
Science (?)

And there are things YOU can do...





**Believe  
in  
Science (?)**

---

## And there are things YOU can do...

- No heat / AC / hot water
- No vehicles
- No air travel
- No internet, streaming services
- No plastics
- No detergent, soap, medicine, hand sanitizer, hair dye, makeup, nail polish
- No paint, wallpaper, lawn care, home shingles or insulation, fire proofing, drywall



Believe  
in  
Science (?)

---

## From 1850 - Today

- Earth is 1°C warmer
- Oceans are 7" higher

## But Also

- Extreme poverty from 90% to 11%
- Illiteracy from 80% to 13%
- Infant Mortality from 165/100,000 to 7/100,000
- Food production increased 1000%
- Population is 7x the size

# Who Deserves Poverty?

---



# Political Games



95% of REEs are controlled by China

## Study: The Fight for Rare Earths: How Green Extremists Ignore China's Human Rights Record and Threaten U.S. National Security




## Made in China: Biden-Harris Energy Plan Will Lead to China Dominance



70% of Green Tech is made in China

# Political Games

## "Believe in Science" Logic:




=





# Political Games

# "Believe in Science" Logic



# Political Games

## "Believe in Science" Logic



2,500 tons or  
32 truckloads



40 tons of rebar

# The Inconvenient Truth

---



There are no solutions; there are  
only trade-offs.

— *Thomas Sowell* —

# The Inconvenient Truth

---

Pirkey Plant  
Hallsville, TX  
580mw

Sadow Plant  
Rockdale, TX  
1,200mw

Oklunion Plant  
Vernon, TX  
700mw

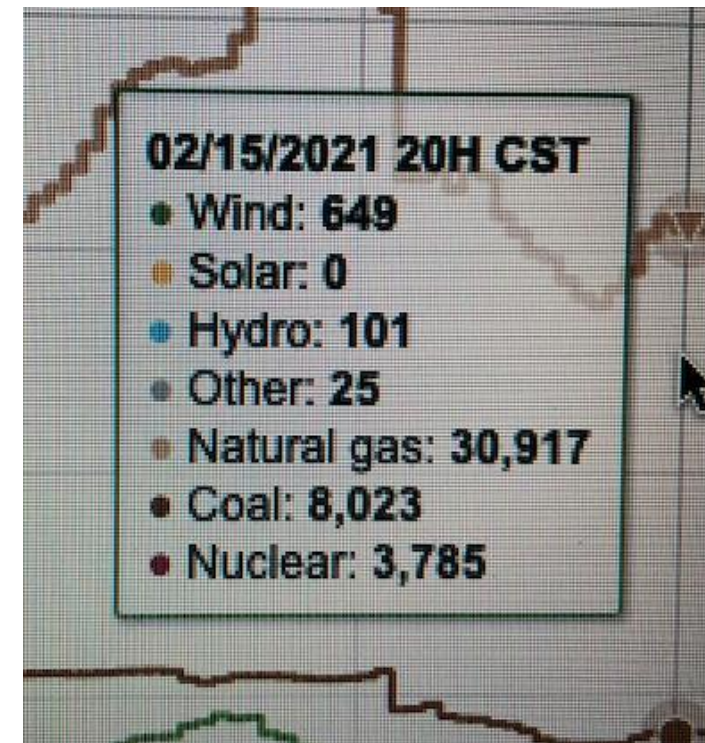
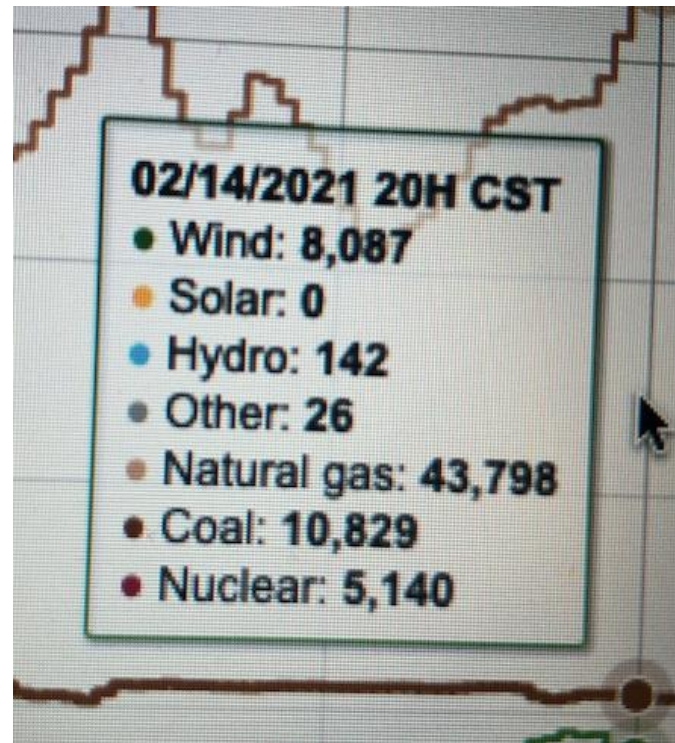
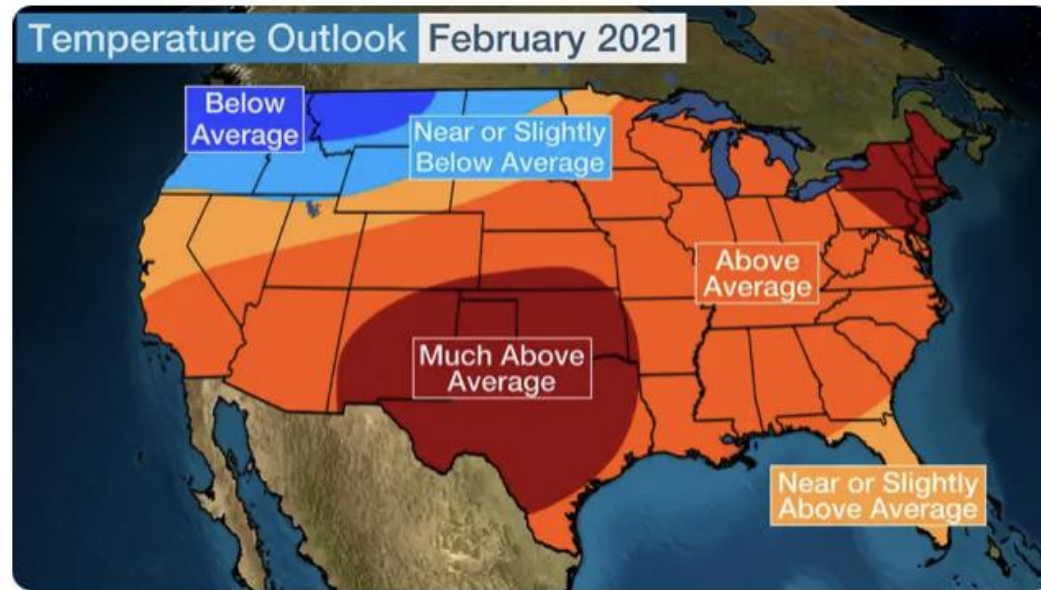
Monticello Plant  
Mt. Pleasant, TX  
1,800mw

Big Brown Plant  
Fairfield, TX  
1,150mw



# The Inconvenient Truth

---



# The Inconvenient Trade-off

---



There are no solutions; there are only trade-offs.

— *Thomas Sowell* —

## WINTER STORM 2021

### Texas puts final estimate of winter storm death toll at 246

Officials added 36 to the estimate of lives lost in the disaster, which knocked out power in much of the state. Some experts place the toll even higher.

# Political Games



Daniel Turner  
@DanielTurnerPTF

10 years ago this was a thriving downtown. Then came along the purely political [#waroncoal](#) funded by billionaire ideologues. They've ruined this town and many others. And they don't care. [#ruralamerica](#) [#energyworkers](#)



# The Climate Crisis

---

## Five Points of a Crisis

- Fear: we are all going to die
- Guilt: do your part
- Data: the science is settled
- Exemptions: some animals are more equal than others
- Winning: Never. Never, ever, ever. There is never victory





A silhouette of a utility worker is visible on the right side of the image, working on a power line. The background is a clear blue sky. The text is overlaid on a dark teal rectangular area.

# PTF fights for the people who make America:

The energy workers in rural communities. Roughnecks. Miners. Welders. Machinists. The people who work hard. Those forgotten by Washington, DC.

A silhouette of a utility worker is shown working on a power line against a clear blue sky. The worker is positioned on a cross-arm of a utility pole, with various electrical components and wires visible. The overall scene is captured in a high-contrast, low-key style, emphasizing the worker's form against the bright background.

# These are the things that need to be said

Help us say them.

Help us fight for New Mexico.

Help us protect America.

Thank you.

Please ask any question.